


Bluetooth 4CH push button interface 24Vdc

Add any push button to your network



Warning!

Only qualified professionals should make the connections

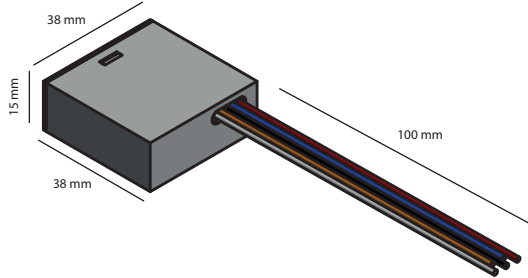
Description

This interface is designed to connect any 'normal open' push button to a casambi network. Powered by a battery the interface doesn't need more cabling than the wires between the interface and the push buttons. 1 to 4 push buttons can be used and they can be configured in the app to control a lamp, a group of lamps, a scene/animation or just control all lamps in one press.

The box is small enough to fit any wall box and the wires are a size that will fit any screw terminal. The interface is compatible with all products that are compatible with the casambi bluetooth network.

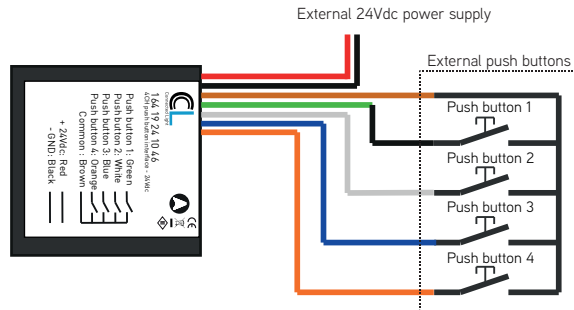
Each time a button is pressed the module will be activated for a few seconds and then goes automatically in a standby mode. This in order to preserve the battery capacity. Battery status can be checked in the app on the 'switches' screen.

Dimensions



Connection diagram

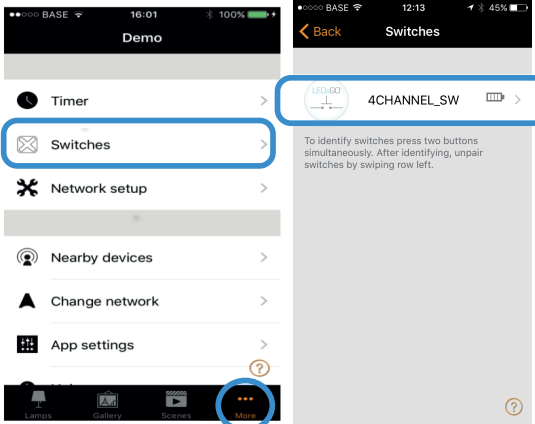
Wires connected to the external push buttons



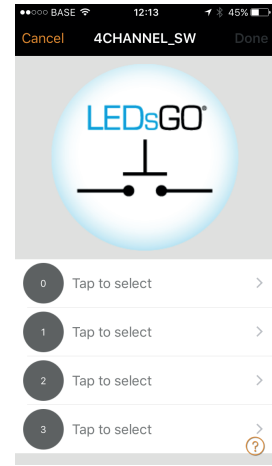
Setup your push button interface

Follow these simple steps to configure your device into a network.

1. Open the casambi app and login to your network. If you do not have a network yet we recommend to configure the casambi ready output module first. By this you will generate a network.
2. Power up the push button interface by continuous pressing on any button you want. For example connect red en black wire with each other. By doing this the module will start. You can now find the modules in the "nearby devices" screen.
3. Tap on the switch icon and ad the device to the desired network.
4. Now the device is added to the network you can add functions to the buttons. Open up the 'more' screen.
5. Tap on switches
6. Tap on the switch you just added



7. You will see an overview of the buttons



8. choose the function for the button



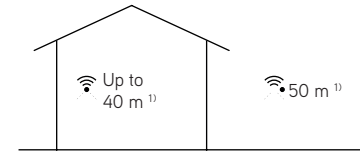
Casambi App

The must have app for configuring casambi ready products



Compatible devices:
 iPhone 4S or later
 iPad 3 or later
 iPod Touch 5th gen or later
 Android 4.4 KitKat or later devices
 produced after 2013 with full BT 4.0 support

Range



Casambi uses mesh network technology so each output module acts also as a repeater. Longer ranges can be achieved by using multiple casambi ready output units.

¹⁾ Range is highly dependant on the surrounding and obstacles, such as walls and building materials.

Technical data

Power	
Voltage	24Vdc
Current	10mA
Push button input	
Max. current:	0.2 mA
Radio transceiver	
Operating frequencies:	2,4...2,483 Ghz
Maximum output power:	+4 dBm
Operating conditions	
Ambient temperature, ta:	-20...+45°C
Storage temperature:	-20...+75 °C
Max. relative humidity:	0...80%, non-cond.
Wires	
Wire type	22AWG
Mechanical data	
Dimensions:	38 x 38 x 15 mm
Weight:	0,05 Kg
Degree of protection:	IP20 (indoor use only)
Partnumbers	
Bluetooth 4ch push button interface 24Vdc	164 19 24 10 46